

PRESA SCHUKO DA INCASSO

PANEL SCHUKO SOCKET IP54

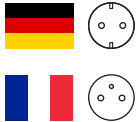


Con shutter.
 Profilatura che garantisce tenuta IP54 anche senza guarnizione.

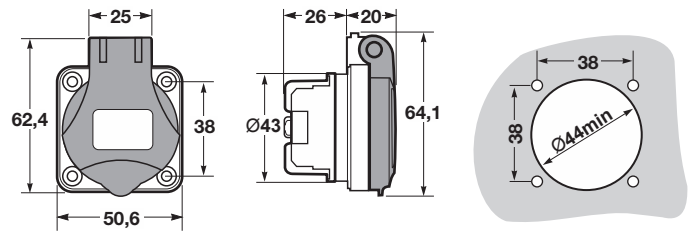
With shutter.
 Profilatura che garantisce tenuta IP54 anche senza guarnizione.



2 STANDARD 2 STANDARDS

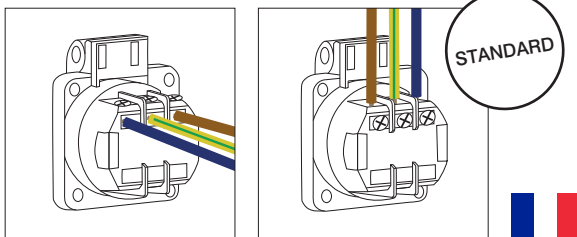
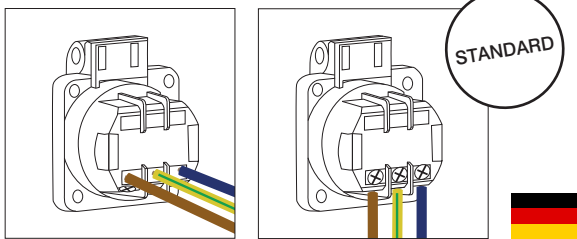


4 COLORI 4 COLOURS



2 CONNESSIONI DISPONIBILI 2 TYPES OF CONNECTION

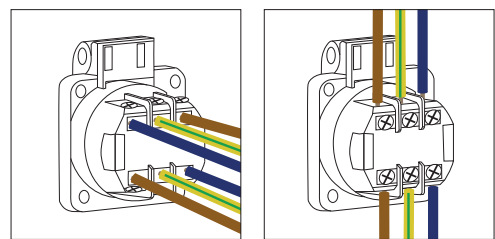
CONNESSIONE STANDARD STANDARD CONNECTION



Connessione frontale.
Front connection.

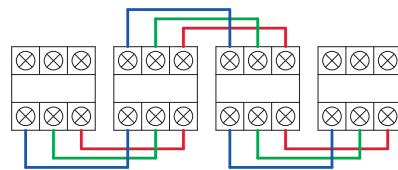
Connessione laterale.
Side connection.

DOPPIA CONNESSIONE DOUBLE CONNECTION



Connessione frontale.
Front connection.

Connessione laterale.
Side connection.



Agevola il cablaggio in serie.
Easier wiring in case of sockets in series.

**PRESA SCHUKO
 DA INCASSO**
PANEL SCHUKO SOCKET
IP54

16A 2P+T 250V



REF.		CONNESSIONE SINGOLA STANDARD CONNECTION	
83111	●		25/200
83112	●		25/200
83113	●		25/200
83114	○		25/200
83121	●		25/200
83122	●		25/200
83123	●		25/200
83124	○		25/200

REF.		DOPPIA CONNESSIONE DOUBLE CONNECTION	
83141	●		25/200
83142	●		25/200
83143	●		25/200
83144	○		25/200
83131	●		25/200
83132	●		25/200
83133	●		25/200
83134	○		25/200

**PRESA FRANCESE
 DA INCASSO**
PANEL FRENCH SOCKET
IP54

16A 2P+T 250V



REF.		CONNESSIONE SINGOLA STANDARD CONNECTION	
82111	●		25/200
82112	●		25/200
82113	●		25/200
82114	○		25/200
82121	●		25/200
82122	●		25/200
82123	●		25/200
82124	○		25/200

REF.		DOPPIA CONNESSIONE DOUBLE CONNECTION	
82141	●		25/200
82142	●		25/200
82143	●		25/200
82144	○		25/200
82131	●		25/200
82132	●		25/200
82133	●		25/200
82134	○		25/200

**FLANGIA ADATTATORE
 PER PRESE SCHUKO**
 ADAPTING FLANGE
 FOR SCHUKO SOCKETS

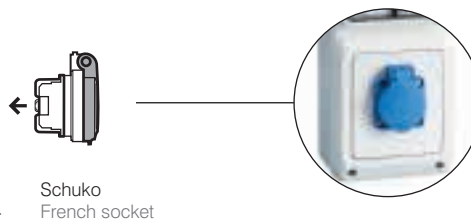
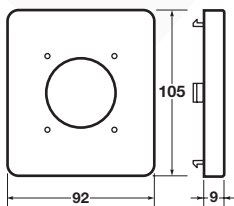
REF. RS3905

Sacchetto da 6 pezzi

6 pcs in 1 bag

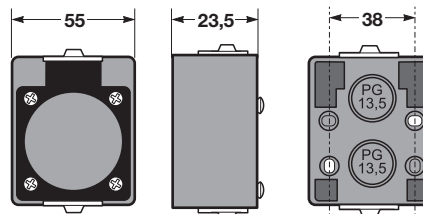
Adatto per: | Suitable for:

83111, 82111, RS13960,
 RS13960-F



**SCATOLA PER
 PRESA SCHUKO**
 BOX FOR SCHUKO
 SOCKET

REF. RS13955



SPINA MOBILE
 MOBILE PLUG
IP67



A	P	250V	
16	3	RS23960	12/72

CE

PRESA MOBILE
 MOBILE SOCKET
IP67



A	P	250V	
16	3	RS24960	12/72
		RS24961	12/72

CE

PRESA DA INCASSO
 PANEL SOCKET
IP67



A	P	250V	
16	3	RS13960	30/180
		RS13960-F	30/180

CE

* Articolo gestito a stock. | This product is available on stock.